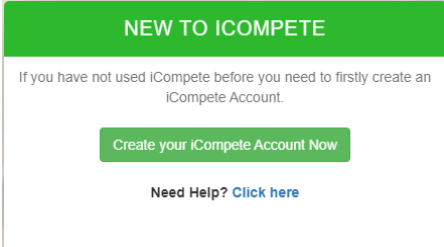


Creating a New iCompete Account

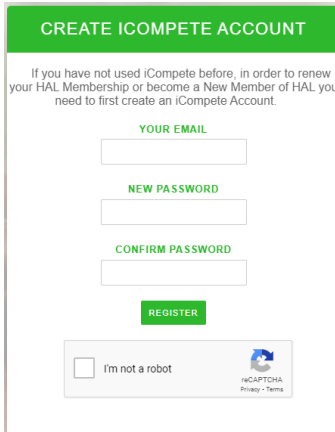
In order to use the Australian Herefords iCompete, you first need an iCompete account that is associated with your Herefords membership.

If you do not have a Herefords iCompete account, click **New to iCompete** and enter your email and password. If you do not have a membership with Herefords Australia there is also a step in this process to create a membership and enter your basic details.

1. To create a new iCompete account, go to <https://auhf.icompete.net/> and click on **“Create your iCompete Account Now”**.



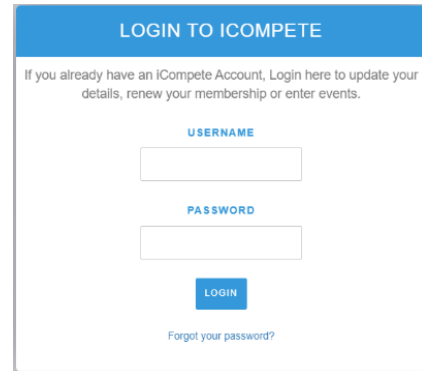
2. Enter an email address and password for the account. You will need to use at least one number in your password. Confirm your password by entering it again and press register.



3. You will then be taken back to the login screen where you will get a message asking you to confirm the email address entered.
4. Below is an example of the email you will receive to confirm your account. Click on the link option to confirm the account.



- Once the email is confirmed you will be taken to the login screen with a message saying the email is confirmed. You will now be able to login.



- The first time you login you will be asked to associate that login to a Herefords Australia membership. To do this you will be asked to enter the Herefords Australia member ID that you wish to associate this login with and your Herefords Australia membership password. Enter these details and press associate.

If you do not already have a membership with Herefords Australia, please press the blue **“Create New Membership/Join Now”** button below. You will then be asked to enter some basic information to create your Herefords Australia membership.

Associate iCompete account with AUHF

Your iCompete user account needs to be associated with the Herefords Australia

Please enter your AUHF membership number/identifier.

AUHF Membership Ident

eg ABC123

+ Associate

- After associating a membership ID with this login, you will be asked to verify your identity with Herefords Australia by filling in the required details (email, phone number and postcode).

More information is required to associate your AUHF membership. Please enter the additional information below and click Verify.

Please note that the information you have on file with AUHF may not be current. The information you enter is to verify your identity not as your actual/current contact info.

Email	<input type="text"/>
Phone	<input type="text"/>
PostCode	<input type="text"/>
	<input type="button" value="✔ Validate"/>

8. Once verified you will be taken to the main screen where you can create entries, create and manage your animals, renew your membership, update your details and much more.

Herefords Australia

Please select an option below



Entry Forms



Purchase Tickets/Inclusions



Results

If you have any further questions or enquiries, please contact the Herefords Australia office for assistance with this process.